

Introductory sub-table (I)(a)

<b>Name of the Company: Shree Rajivlochan Oil Extraction Limited</b>			
<b>Scrip Code, Name of the scrip, class of security: 530295 - Equity Shares</b>			
<b>Quarter ended: 30.09.2013</b>			
<b>Partly paid-up shares:-</b>			
	<b>No. of partly paid-up shares</b>	<b>As a % of total no. of partly paid-up shares</b>	<b>As a % of total no. of shares of the company</b>
Held by promoter/promoter group	0	0	0
Held by public	0	0	0
<b>Total - D</b>	<b>0</b>	<b>0</b>	<b>0</b>
<b>Outstanding convertible securities:-</b>			
	<b>No. of outstanding securities</b>	<b>As a % of total no. of outstanding convertible securities</b>	<b>As a % of total no. of shares of the company, assuming full conversion of the convertible securities</b>
Held by promoter/promoter group	0	0	0
Held by public	0	0	0
<b>Total - E</b>	<b>0</b>	<b>0</b>	<b>0</b>
<b>Warrants:-</b>			
	<b>No. of warrants</b>	<b>As a % of total no. of warrants</b>	<b>As a % of total no. of shares of the company, assuming full conversion of warrants</b>
Held by promoter/promoter group	0	0	0
Held by public	0	0	0
<b>Total - F</b>	<b>0</b>	<b>0</b>	<b>0</b>
<b>Total paid-up capital of the company, assuming full conversion of warrants and convertible securities</b>			
	<b>4093000</b>	<b>0</b>	<b>0</b>

Shree Rajiv Lochan Oil Ext. Ltd.


*(Signature)*

Director

**Statement Showing Shareholding Pattern**

Category code	Category of Shareholder	Number of Shareholders	Table (I)(a)		Total shareholding as a percentage of total number of shares		Shares Pledged or otherwise encumbered	
			Total number of shares	Number of shares held in dematerialized form	As a percentage of(A+B) <sup>1</sup>	As a percentage of (A+B+C)	Number of shares	As a percentage
			(IV)	(V)	(VI)	(VII)	(VIII)	(IX) - (VIII)/(IV)*100
(I)	(II)	(III)	(IV)	(V)	(VI)	(VII)	(VIII)	(IX) - (VIII)/(IV)*100
(A)	<b>Shareholding of Promoter and Promoter Group<sup>2</sup></b>							
<b>1</b>	<b>Indian</b>							
(a)	Individuals/ Hindu Undivided Family	17	827500	0	20.22	20.22	0	0.00
(b)	Central Government/ State Government(s)	0	0	0	0.00	0.00	0	0.00
(c)	Bodies Corporate	0	0	0	0.00	0.00	0	0.00
(d)	Financial Institutions/ Banks	0	0	0	0.00	0.00	0	0.00
(e)	Any Others(Specify)	0	0	0	0.00	0.00	0	0.00
	<b>Sub Total(A)(1)</b>	<b>17</b>	<b>827500</b>	<b>0</b>	<b>20.22</b>	<b>20.22</b>	<b>0</b>	<b>0.00</b>
<b>2</b>	<b>Foreign</b>							
a	Individuals (Non-Residents Individuals/ Foreign Individuals)	0	0	0	0.00	0.00	0	0.00
b	Bodies Corporate	0	0	0	0.00	0.00	0	0.00
c	Institutions	0	0	0	0.00	0.00	0	0.00
d	Qualified Foreign Investor	0	0	0	0.00	0.00	0	0.00
e	Any Others(Specify)	0	0	0	0.00	0.00	0	0.00
	<b>Sub Total(A)(2)</b>	<b>0</b>	<b>0</b>	<b>0</b>	<b>0.00</b>	<b>0.00</b>	<b>0</b>	<b>0.00</b>
	<b>Total Shareholding of Promoter and Promoter Group (A)= (A)(1)+(A)(2)</b>	<b>17</b>	<b>827500</b>	<b>0</b>	<b>20.22</b>	<b>20.22</b>	<b>0</b>	<b>0.00</b>

Shree Rajiv Lechon Oil Ext. Ltd.




Director



(B)	<b>Public shareholding</b>							
<b>I</b>	<b>Institutions</b>	0	0	0	0.00	0.00	0	0.00
(a)	Mutual Funds/ UTI	0	0	0	0.00	0.00	0	0.00
(b)	Financial Institutions / Banks	0	0	0	0.00	0.00	0	0.00
(c)	Central Government/ State Government(s)	0	0	0	0.00	0.00	0	0.00
(d)	Venture Capital Funds	0	0	0	0.00	0.00	0	0.00
(e)	Insurance Companies	0	0	0	0.00	0.00	0	0.00
(f)	Foreign Institutional Investors	0	0	0	0.00	0.00	0	0.00
(g)	Foreign Venture Capital Investors	0	0	0	0.00	0.00	0	0.00
(h)	Qualified Foreign Investor	0	0	0	0.00	0.00	0	0.00
(i)	Any Other (specify)	0	0	0	0.00	0.00	0.00	0.00
	<b>Sub-Total (B)(1)</b>	<b>0</b>	<b>0</b>	<b>0</b>	<b>0.00</b>	<b>0.00</b>	<b>0.00</b>	<b>0.00</b>
<b>B 2</b>	<b>Non-institutions</b>	7	6300	3200	0.15	0.15	0	0.00
(a)	Bodies Corporate							
(b)	Individuals							
I	Individuals -i. Individual shareholders holding nominal share capital up to Rs 1 lakh	1333	1146300	67700	28.01	28.01	0	0.00
II	ii. Individual shareholders holding nominal share capital in excess of Rs. 1 lakh.	44	2105200	11000	51.43	51.43	0	0.00
(c)	Qualified Foreign Investor	0	0	0	0.00	0.00	0	0.00
(d)	Any Other (specify)	4	2500	0	0.06	0.06	0	0.00
	NRI / OCBs	2	5200	4900	0.13	0.13	0	0.00
	Clearing members							
	<b>Sub-Total (B)(2)</b>	<b>1390</b>	<b>3265500</b>	<b>86800</b>	<b>79.78</b>	<b>79.78</b>	<b>0</b>	<b>0.00</b>
(B)	<b>Total Public Shareholding (B)= (B)(1)+(B)(2)</b>	<b>1390</b>	<b>3265500</b>	<b>86800</b>	<b>79.78</b>	<b>79.78</b>	<b>0</b>	<b>0.00</b>
	<b>TOTAL (A)+(B)</b>	<b>1407</b>	<b>4093000</b>	<b>86800</b>	<b>100.00</b>	<b>100.00</b>	<b>0</b>	<b>0.00</b>
(C)	<b>Shares held by Custodians and against which Depository Receipts have been issued</b>							
1	Promoter and Promoter Group	0	0	0	0	0.00	0	0.00
2	Public	0	0	0	0	0.00	0	0.00
	<b>Sub-Total (C)</b>	<b>0</b>	<b>0</b>	<b>0</b>	<b>0</b>	<b>0</b>	<b>0</b>	<b>0.00</b>
	<b>GRAND TOTAL (A)+(B)+(C)</b>	<b>1407</b>	<b>4093000</b>	<b>86800</b>	<b>100.00</b>	<b>100.00</b>	<b>0</b>	<b>0.00</b>

Shree Rajiv Lechoh Oil Ert. Ltd.



Director

(D)(b) Statement showing holding of securities (including shares, warrants, convertible securities) of persons belonging to the category "Promoter and Promoter Group"

Sr.No.	Name of the shareholder	Details of Shares held		Encumbered shares (*)			Details of warrants		Details of convertible securities		Total shares (including underlying shares assuming full conversion of warrants and convertible securities) as a % of diluted share capital
		Number of shares held	As a % of grand total (A)+(B)+(C)	No.	As a percentage	As a % of grand total (A)+(B)+(C) of sub-clause (I)(a)	Number of warrants held	As a % total number of warrants of the same class	Number of convertible securities held	As a % total number of convertible securities of the same class	
(i)	(ii)	(iii)	(iv)	(v)	(vi)=(v)/(iii)*100	(vii)	(viii)	(ix)	(x)	(xi)	(xii)
1	BHAGWAN DAS RAHEJA	20000	0.49	0	0	0	0	0	0	0	0.49
2	DEEPAK RAHEJA	15000	0.37	0	0	0	0	0	0	0	0.37
3	HARISH RAHEJA	15000	0.37	0	0	0	0	0	0	0	0.37
4	HIRANAND RAHEJA	601000	14.68	0	0	0	0	0	0	0	14.68
5	KISHORE KATARIA	2600	0.06	0	0	0	0	0	0	0	0.06
6	MOHINI RAVI KHURANA	40000	0.98	0	0	0	0	0	0	0	0.98
7	NANAK RAM KHURANA	34700	0.85	0	0	0	0	0	0	0	0.85
8	NARENDRA KATARIA	2600	0.06	0	0	0	0	0	0	0	0.06
9	PRAKASH CHAND RAHEJA	19100	0.47	0	0	0	0	0	0	0	0.47
10	PRAKASH KATARIA	2500	0.06	0	0	0	0	0	0	0	0.06
11	SAKKI BAI KATARIA	2500	0.06	0	0	0	0	0	0	0	0.06
12	SANJAY RAHEJA	10000	0.24	0	0	0	0	0	0	0	0.24
13	SHANTI DEVI	20000	0.49	0	0	0	0	0	0	0	0.49
14	SUNIL RAHEJA	15000	0.37	0	0	0	0	0	0	0	0.37
15	SURENDRA KATARIA	2500	0.06	0	0	0	0	0	0	0	0.06
16	SUSHIL KUMAR KHURANA	10000	0.24	0	0	0	0	0	0	0	0.24
17	VIJAY KUMAR RAHEJA	15000	0.37	0	0	0	0	0	0	0	0.37
<b>TOTAL</b>		<b>827500</b>	<b>20.22</b>	<b>0</b>	<b>0</b>	<b>0</b>	<b>0</b>	<b>0</b>	<b>0</b>	<b>0</b>	<b>20.22</b>

(\*) The term "encumbrance" has the same meaning as assigned to it in regulation 28(3) of the SAST Regulations, 2011

Shree Rajiv Lachon Oil Ert. Ltd.



Director



(I)(c)(i) Statement showing holding of securities (including shares, warrants, convertible securities) of persons belonging to the category "Public" and holding more than 1% of the total number of shares

Sr. No.	Name of the shareholder	Number of shares held	Shares as a percentage of total number of shares (i.e., Grand Total (A)+(B)+(C) indicated in Statement at para (I)(a) above)	Details of warrants		Details of convertible securities		Total shares (including underlying shares assuming full conversion of warrants and convertible securities) as a % of diluted share capital
				Number of warrants held	As a % total number of warrants of the same class	Number of convertible securities held	% w.r.t total number of convertible securities of the same class	
	Nil	Nil	Nil	Nil	Nil	Nil	Nil	Nil
	TOTAL	0	0	0	0	0	0	0

(I)(c)(ii) Statement showing holding of securities (including shares, warrants, convertible securities) of persons (together with PAC) belonging to the category "Public" and holding more than 5% of the total number of shares of the company

Sr. No.	Name(s) of the shareholder(s) and the Persons Acting in Concert (PAC) with them	Number of shares	Shares as a percentage of total number of shares (i.e., Grand Total (A)+(B)+(C) indicated in Statement at para (I)(a) above)	Details of warrants		Details of convertible securities		Total shares (including underlying shares assuming full conversion of warrants and convertible securities) as a % of diluted share capital
				Number of warrants	As a % total number of warrants of the same class	Number of convertible securities held	% w.r.t total number of convertible securities of the same class	
	Nil	Nil	Nil	Nil	Nil	Nil	Nil	Nil
	TOTAL	0	0	0	0	0	0	0

Sbree Rajiv Lochoh Oil Est. Ltd.



Director

(I)(d) Statement showing details of locked-in shares

Sr. No.	Name of the shareholder	Number of locked-in shares	Locked-in shares as a percentage of total number of shares (i.e., Grand Total (A)+(B)+(C) indicated in Statement at para (I)(a) above)
1	NIL	NIL	NIL
TOTAL		0	0


(II)(a) Statement showing details of Depository Receipts (DRs)

Sr. No.	Type of outstanding DR (ADRs, GDRs, SDRs, etc.)	Number of outstanding DRs	Number of shares underlying outstanding DRs	Shares underlying outstanding DRs as a percentage of total number of shares (i.e., Grand Total (A)+(B)+(C) indicated in Statement at para (I)(a) above)
1	NIL	NIL	NIL	NIL
2				
3				
TOTAL		0	0	0

(II)(b) Statement showing Holding of Depository Receipts (DRs), where underlying shares held by "Promoter / Promoter group" are in excess of 1% of the total number of shares

Sr. No.	Name of the DR Holder	Type of outstanding DR (ADRs, GDRs, SDRs, etc.)	Number of shares underlying outstanding DRs	Shares underlying outstanding DRs as a percentage of total number of shares (i.e., Grand Total (A)+(B)+(C) indicated in Statement at para (I)(a) above)
1	NIL	NIL	NIL	NIL
2				
3				
TOTAL			0	0

Shree Rajiv Lechon Oil Ext. Ltd.



Director